

# CRYST RAMA



1958

95 Cantiague Rock Road, Westbury NY 11590

ph:516.931.9090 fax: 516. 931.1254

info@crystorama.com www.crystorama.com

**MODEL#:4489**

## ASSEMBLY AND DRESSING INSTRUCTIONS

**WARNING:**

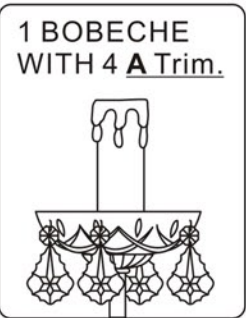
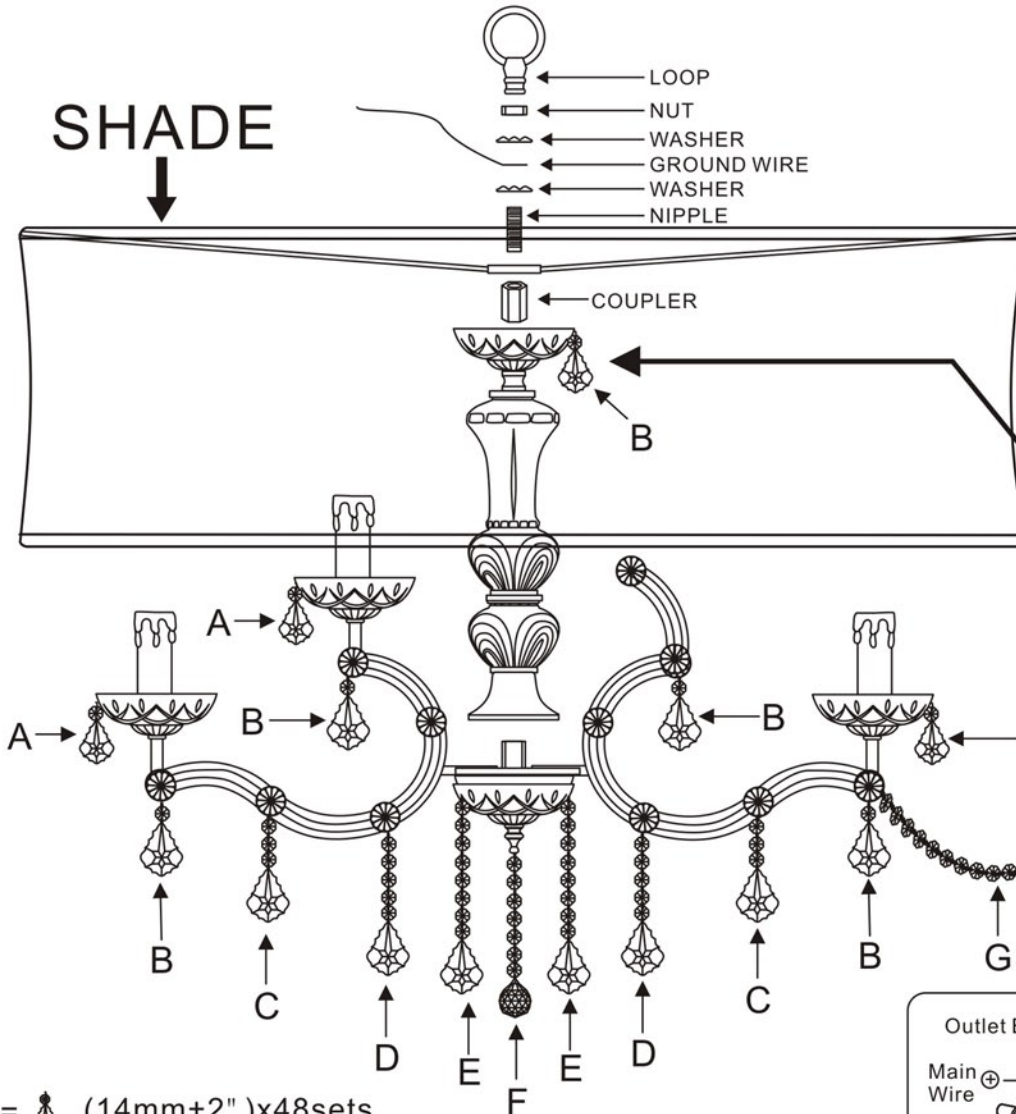









Electrical Danger



Turn Power Off

All electrical components must be installed by a licensed electrician in accordance with the National Electric Code and the appropriate local electrical codes.



- A=  (14mm+2")x48sets
- B=  (14mm+2.5")x20sets
- C=  (14mmx3pcs+2.5")x8sets
- D=  (14mmx5pcs+2.5")x8sets
- E=  (14mmx8pcs+2.5")x4sets
- F=  (14mmx7pcs+50mm)x1set
- G=  (14mmx12pcs)x8sets

