

CRYSTORAMA

LIGHTING THE WAY FOR SIXTY YEARS

ASSEMBLY INSTRUCTION MODEL #MIT-A8021-MK

WARNING:




Electrical Danger



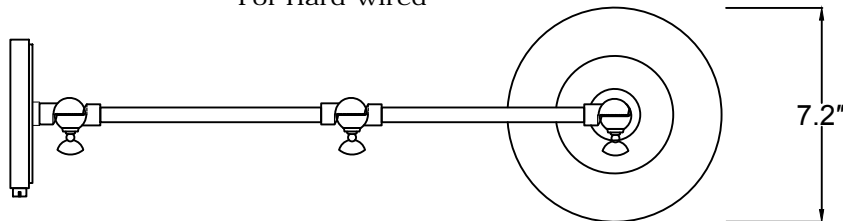
Turn Power Off

All electrical components must be installed by a licensed electrician in accordance with the National Electric Code and the appropriate local electrical codes.

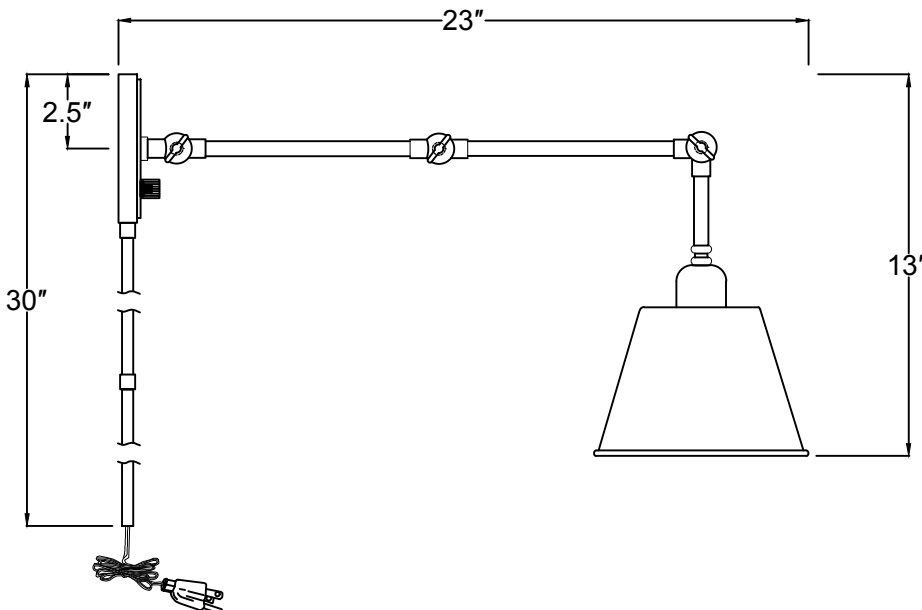


You will need 1-Medium
60 watts Max Bulb not included
USE LED BULBS FOR EXTENDED USE

For Hard-wired



For Plug-in



How to Install


This is a convertible piece. Installation steps for both Hard-Wire and Plug-In options are below

For Hard-wired installation, please proceed as follows:

1. Remove the plug wires from the fixture wires.
2. Remove the Nut (K) from the bottom of Back Plate (B) and cover the hole with plug (J).
3. Attach the Shade (G) onto Socket (F) and secure it by Socket Ring (H).

For Plug-in installation, please proceed as follows:

1. Connect Rod (I) to the bottom of Back Plate (B).
2. Determine the desired location you'd like to put this fixture on the wall, and mark two points on it with same distance as between the holes on the Back Plate (B).
3. Drill the holes at the marked points and insert the anchors into the holes in the wall, Attach the mounting plate onto the wall by anchor screws.
4. Attach the Back Plate (B) onto mounting plate.

 **WARNING:** This product can expose you to Lead, which is known to the State of California to cause cancer and/or birth defects or reproductive harm. For more information go to www.P65Warnings.ca.gov

CRYSTORAMA

LIGHTING THE WAY FOR SIXTY YEARS

PART NUMBER MODEL #MIT-A8021-MK

Part Number

part number

A. Mounting Hardware

(2) Wire nut

(1) Mounting Plate

(3) Mounting Screws

(3) Anchors

(2) Anchor Screws

B. (1) Back plate; Ø5" x 0.75" h;

XMO8020MKBKP5IN

C. (3) Locking Device;

XMO8020MKSLOCK

D. (2) Long Swing Arm; XMO8021MKROD6.8IN

E. (1) Short Swing Arm; XMO8020MKROD2.4IN

F. (1) Socket

G. (1) Metal Shade; Ø7.2" x 5" h

XMO8020MKSHA5IN

H. (1) Socket Ring

I. (2) Rod; Ø0.5" x 12" h;

XMO8020MKROD12IN

J. (1) Plug

K. (1) Nut

