

Features



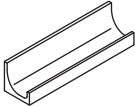
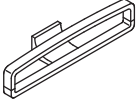
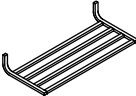
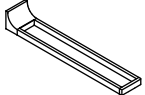
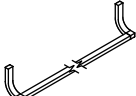
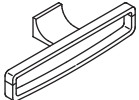
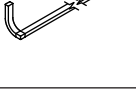
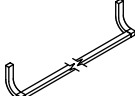
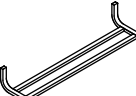
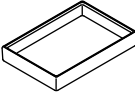
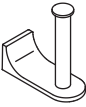
- Metal or glass construction
- Includes installation hardware
- Complements the Loure Suite

ACCESSORIES K-11575 SERIES

Colors/Finishes

- CP: Polished Chrome
- Other: Refer to Price Book for additional colors/finishes
- FRG: Frosted Glass
- WHG: White Glass

Specified Model

Model Description Colors/Finishes		Model Description Colors/Finishes	
K-11575 Knob <input type="checkbox"/> CP <input type="checkbox"/> Other _____		K-11584 Toilet tissue holder, covered <input type="checkbox"/> CP <input type="checkbox"/> Other _____	
K-11576 Pull <input type="checkbox"/> CP <input type="checkbox"/> Other _____		K-11585 Robe hook <input type="checkbox"/> CP <input type="checkbox"/> Other _____	
K-11577 Towel shelf assembly <input type="checkbox"/> CP <input type="checkbox"/> Other _____		K-11586 Towel arm assembly <input type="checkbox"/> CP <input type="checkbox"/> Other _____	
K-11580 18" (457 mm) Towel bar <input type="checkbox"/> CP <input type="checkbox"/> Other _____		K-11587 Towel ring <input type="checkbox"/> CP <input type="checkbox"/> Other _____	
K-11581 24" (610 mm) Towel bar <input type="checkbox"/> CP <input type="checkbox"/> Other _____		K-11588 30" (762 mm) Towel bar <input type="checkbox"/> CP <input type="checkbox"/> Other _____	
K-11582 Double towel bar <input type="checkbox"/> CP <input type="checkbox"/> Other _____		K-11595 Soap dish <input type="checkbox"/> FRG <input type="checkbox"/> WHG	
K-11583 Toilet tissue holder, vertical <input type="checkbox"/> CP <input type="checkbox"/> Other _____			

Product Specification

The accessories shall be made of metal or glass. Product shall include installation hardware. Product shall complement the Loure Suite. Accessory shall be K-____-____.

LOURE™

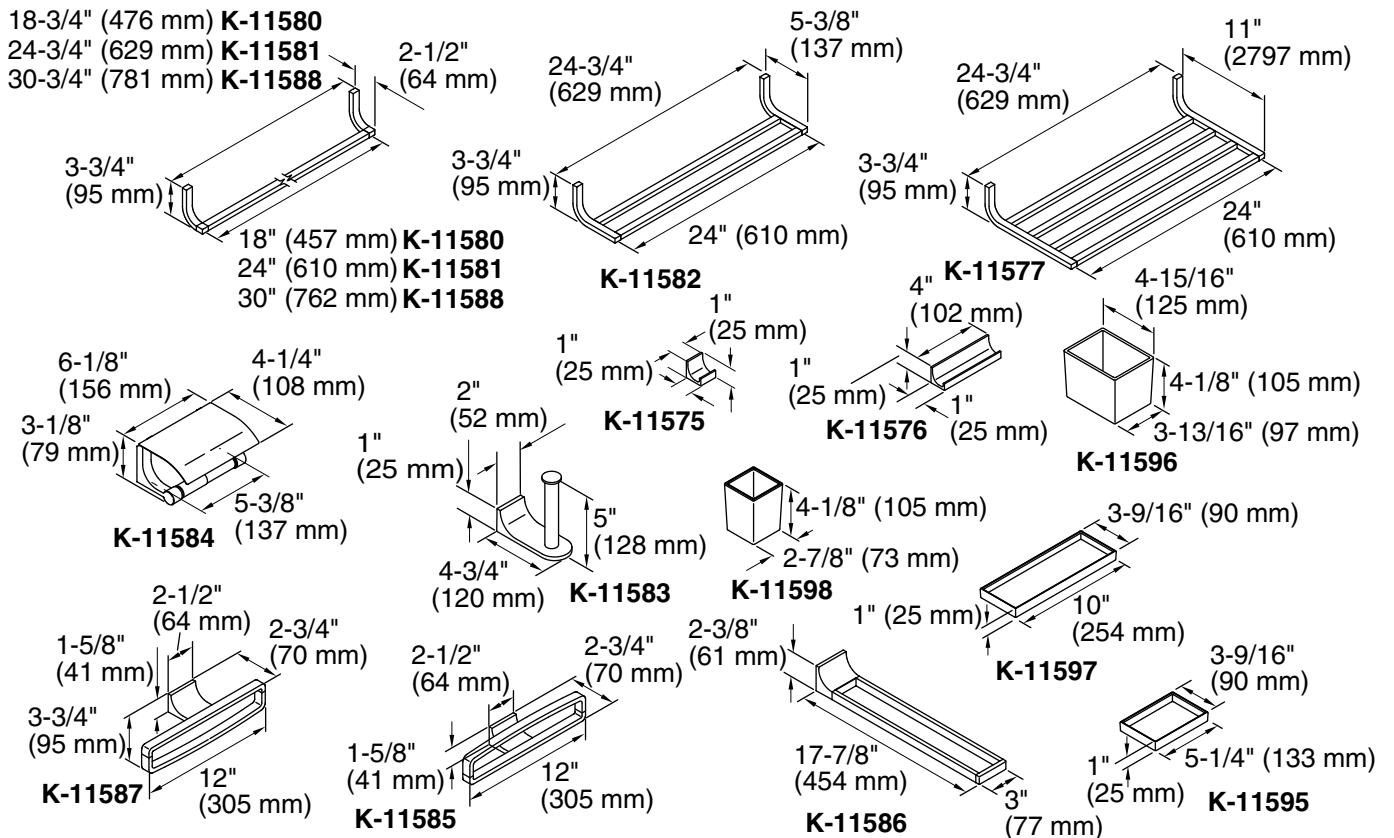
Model	Description	Colors/Finishes
K-11596	Container	□ FRG □ WHG
K-11597	Tray	□ FRG □ WHG
K-11598	Tumbler	□ FRG □ WHG

Installation Notes



CAUTION: Risk of personal injury. Do not install these products in any area where they are likely to be used inadvertently as a grab bar or support bar. These products are not designed or intended for use as a grab bar or support bar.

Install this product according to the installation guide.



Product Diagram