

Features

- Sturdy, chip-resistant polypropylene with a finish that won't stain or peel
- Ergonomic contour adds additional comfort.
- Integrated handle allows the user to easily raise and lower the ring
- The check hinge will stop the seat from leaning back and applying pressure on a tank or a flushometer



Codes/Standards






None Applicable

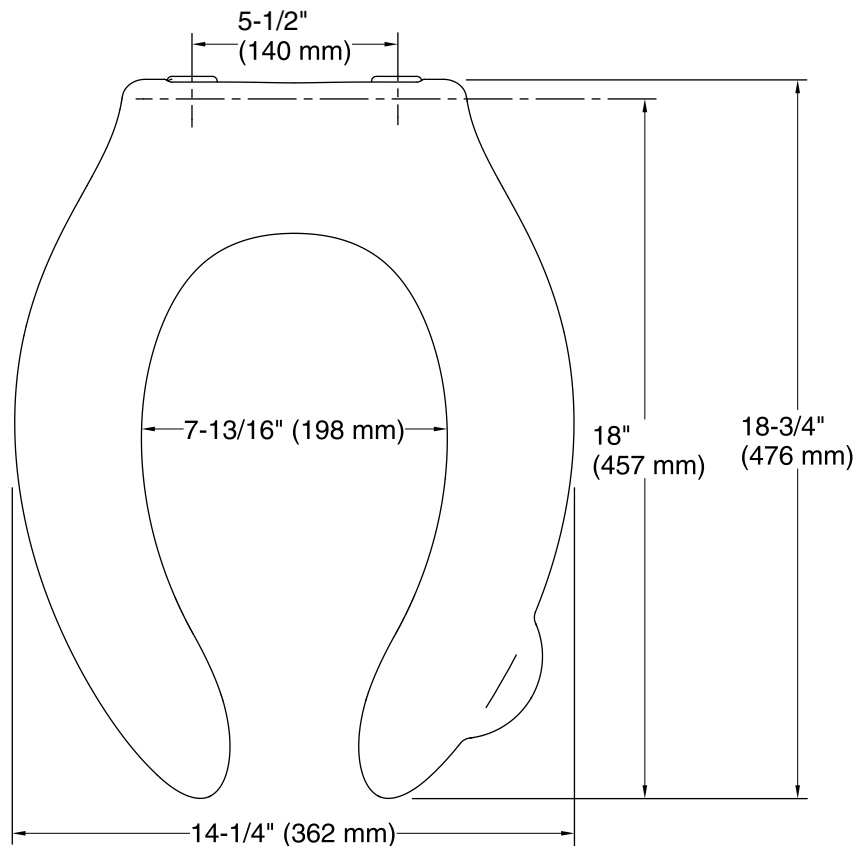
KOHLER® One-Year Limited Warranty

See website for detailed warranty information.

Available Colors/Finishes

Color tiles intended for reference only.

Color	Code	Description
	0	White
	96	Biscuit
	47	Almond
	G9	Sandbar
	7	Black Black™



Technical Information

All product dimensions are nominal.

Seat shape type: Elongated
Seat front type: Open-front
Seat hinge type: Check
Seat-mounting holes: 5-1/2" (140 mm)

Notes

Install this product according to the installation guide.