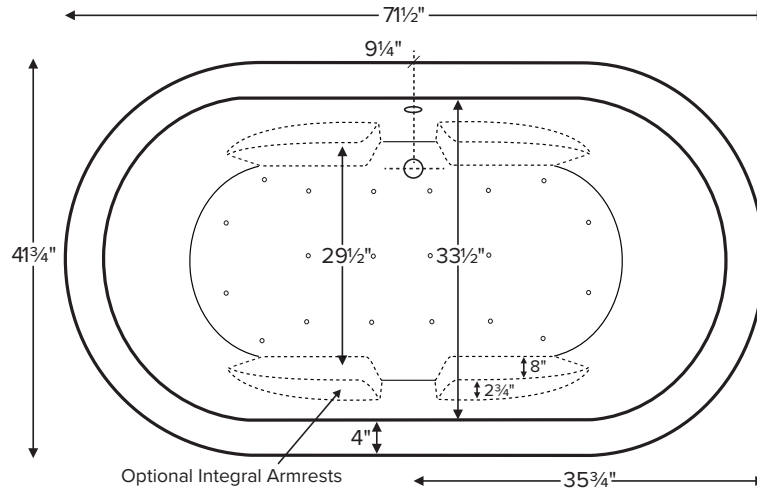


New Yorker 3

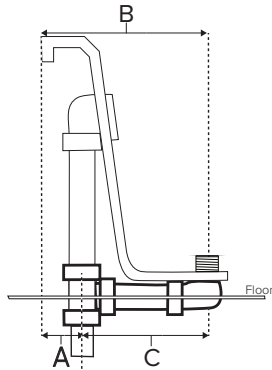


MODEL 67	
71.5" x 41.75" x 25.5"	
FREESTANDING 101 gal to overflow	
Acrylic CXL®	DoloMatte®
121 lbs / 55 kg	<SOAKER> 136 lbs / 62 kg
Filling this tub to the maximum may require an above average size or dedicated water heater.	

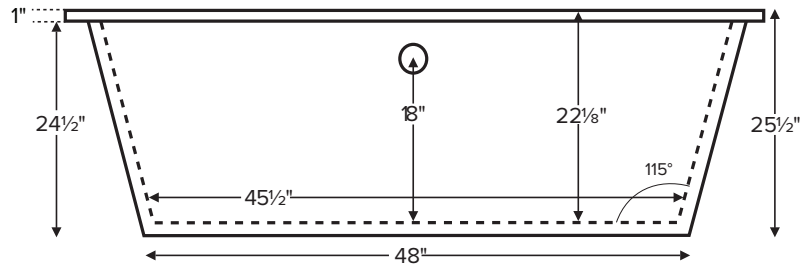


Drain Rough-In Measurements

A	B	C
3"	9 1/4"	6 1/4"



Requires use of a wall-mounted or freestanding tub filler.  
Shown with Air Massage Package.



ELECTRICAL COMPONENTS & SPECIFICATIONS

Hydrotherapy Package	Components Included	110V GFCI
Air Massage	heated blower	1-15 amp
Air Massage Elite	heated blower, chromatherapy	1-15 amp

Electrical requirements may change with the addition of optional therapy components.  
See specific option details or installation information.  
CSA Certified C/US, B45.5/IAPMO ANSI Z124.1 and ANSI 112.19.7

See the Installation & Operation Manual for more details.  
MTI's Customer Service: Monday-Friday 8am-6pm EST  
800-783-8827 or service@mtibaths.com

IMPORTANT ORDERING & INSTALLATION INFORMATION:

- Before ordering or installing, please consider future access to equipment.
- Comes equipped with an access panel on the drain side for installation of waste and overflow.
- Air baths require job site preparations for remote mounting the blower.
- Hydrotherapy equipment may ship loose for remote installation depending on tub model. See package content on the following page for details.
- MTI will eliminate the access panel upon request. Installation will be more difficult.
- Faucet valves cannot be installed on this tub model.
- Radiance placed on floor locations will affect placement of air jets.
- All tubs are compliant with ASTM C 1028-07 coefficient of friction. DoloMatte meets ANSI A137.1/A326.3 coefficient of friction and AS HB198:2014 slip tests.

• Before discarding tub packaging, check for accessories that may be packaged inside.  
• All product measurements are ±1/2".  
• Specifications and configurations are subject to change without notice.  
• Measurements herein supersede all others published prior to publication date below.



For more information on options and accessories go to Acrylic CXL / DoloMatte Tub Options on [mtibaths.com](http://mtibaths.com)



Shown with optional armrests.

## Designer Collection Tubs

**New Yorker 3**  
MODEL 67  
71.5" x 41.75" x 25.5"

Hydrotherapy Packages	Package Contents	Acrylic CXL®		DoloMatte®	
		Part #	MSRP	Part #	MSRP
Soaker	Soaking bath - no jets; includes a pre-leveled foam base.	<b>S67</b>	<b>\$5,795</b>	<b>S67DM</b>	<b>\$6,515</b>
Air Massage	20 air jets, heated air blower, pre-leveled foam base. Blower and control boxes must be remote located.	<b>AST67</b>	<b>\$9,080</b>	<b>AST67DM</b>	<b>\$9,800</b>
Air Massage Elite	30 air jets, heated air blower, Chromatherapy LED lighting, Spa Mode, pre-leveled foam base. Blower and control boxes must be remote located.	<b>AE67</b>	<b>\$10,790</b>	<b>AE67DM</b>	<b>\$11,510</b>

### RECOMMENDED SENSORY THERAPIES

#### Chromatherapy

(LE) **\$800** underwater lighting  
2 LED lights included

#### Audiotherapy

(STEREOBT) **\$1,390** 2 transducers with bluetooth and amplifier  
(BTREMOTE) **\$600** bluetooth remote

(STEREOH202) **\$1,575** 4 transducers amplifier not included

#### Thermaaltherapy

(RAD100) **\$1,595** Radiance®  
2 heated zones included

### Options *Must be ordered at time of purchase*

**Standard Colors** White (CWH) DoloMatte available in matte white only.  
Biscuit (CBS) Not available for DoloMatte.

**Quick Ship** reduces lead time (QSPRI) **\$430**  
*Please call for availability*

**Textured Bottom** (TXTBTM) Acrylic CXL® only **\$105**  
DoloMatte® exceeds ANSI A137.1/A326.3 and AS HB198 slip tests.

**Virtual Spout** high-flow integrated tub filler (FPMJ) **\$450**

**Grab Bars** from **\$330** (1 set of 2)  
Grab bars are factory-installed to the left and right of the overflow. Go to Acrylic Tub Options on [mtibaths.com](http://mtibaths.com) for details before ordering.  
*Color and finish selections vary.*

**Decorative Towel Bar**  
Chrome (CHTOWEL) **\$545**, Brushed Nickel (BNTOWEL) **\$545**

**Integral Armrests** - 2 pair (INTARM2) **\$295**

### Accessories

**Pillows** from **\$180**

**Teak Bath Mat** (TKMAT3018) **\$815**  
*Custom sizes also available. Contact MTI for details and pricing.*

**Teak Tub Tray**  
Slatted (TK-TRAY1) **\$500** Solid (TK-TRAY2) **\$570**

**Floor-Mounted High-Flow Tub Filler**  
Contemporary  
Chrome (FILLC) **\$1,480**  
Brushed Nickel (FILLBN) **\$1,710**

**Faucet Stand SculptureStone® Standard**  
**Small** 3-hole capacity  
**14¼" w x 21¾" h**  
Matte (STAND) **\$725**  
**Large** 5-hole capacity  
**22" w x 21¾" h**  
Matte (STANDL) **\$855**  
**+\$430 gloss finish upcharge** (SSGLOSSSNK)

New Yorker 3

MODEL 67

71.5" x 41.75" x 25.5"

**Cable Driven**

Turn the overflow knob clockwise to open the drain, then counterclockwise to close the drain.



- Drain Finishes - PVC Drain Kit**  
 White/Bone/Biscuit (WOCDW) **\$440**  
 Chrome (W OCD) **\$410**  
 Brushed Nickel (WOCDBN) **\$490**  
 Polished Nickel (WOCDPN) **\$540**  
 Oil-Rubbed Bronze<sup>†</sup> (WOCBOR) **\$550**  
 Polished Brass (WOCDBR) **\$690**  
 Special Finishes\* (WOCDSF) **\$1,135**

MTI does not offer a brass body cable drain kit.

**Lift & Turn**

Simple lift & turn to open. Lift, turn & release to close.



- Drain Finishes - PVC Drain Kit**  
 Chrome (WOC) **\$185**  
 White (WOW) **\$245**  
 Brushed Nickel (WOBN) **\$305**

**Toe Tap** Push down on drain cover to open and close.



- Round Overflow - PVC Drain Kit**  
 Chrome (WOTTC) **\$380**  
 Brushed Nickel (WOTTBN) **\$385**  
 Polished Nickel (WOTTPN) **\$385**  
 Special Finishes\* (WOTTSF) **\$1,145**



- Round Overflow - Solid Brass Drain**  
 Chrome (WOTTSBC) **\$810**  
 Brushed Nickel (WOTTSBBN) **\$810**  
 Polished Nickel (WOTTSBPN) **\$810**



- Rectangular Overflow - PVC Drain Kit**  
 Chrome (WOTRC) **\$470**  
 Brushed Nickel (WOTRBN) **\$430**  
 White (WOTRW) **\$525**

Rectangular Overflow kit must be specified when the tub is ordered.

**Slim-Line Overflow with Toe Tap Drain**

Sleek low profile overflow is factory-installed • Overflow measures 4.5" x 1"  
 Provides a deeper soak • Not available for commercial applications



**Must be specified when the tub is ordered.**  
**Available for select Designer Collection tubs only.**

**Slim-Line Overflow with Toe-Tap PVC Drain**

- Chrome (SLOT C) **\$500**  
 Brushed Nickel (SLOTBN) **\$530**  
 Polished Nickel (SLOTPN) **\$555**  
 White (SLOTW) **\$430**



**Slim-Line Overflow with Toe-Tap Solid Brass Drain**

- Chrome (SLOTSBC) **\$930**  
 Brushed Nickel (SLOTSBBN) **\$935**  
 Polished Nickel (SLOTSBPN) **\$935**  
 White (SLOTSBW) **\$965**

See individual tub specification sheets for availability.

\* Allow 2-4 weeks lead time for Special Finishes. Send sample for best match.

<sup>†</sup>Oil Rubbed Bronze finishes vary among manufacturers. MTI has selected a finish that is compatible with many available. To ensure best match, order as a Special Finish and submit a sample.

**NOTE:**  
 MTI does not warrant drain kits or finishes, though drain kits may carry a direct factory warranty from the manufacturer. Proper drain installation is the responsibility of the installer. MTI's tub warranty does not cover drain leakage.

